

FALCON

HONORABLE MENTION OCTOBER 1976
 DESIGN OF THE MONTH CONTEST
 By R. M. MOORE Hixson, TN

U.S.A.F. Air-To-Air Missile

Build the FALCON with Estes High Performance Parts and Accessories

SKILL LEVEL 3

PARTS LIST

		Cat. No.
A)	1 Body Tube (BT-60)	3075
B)	1 Nose Cone (BNC-60L)	70292
C)	1 Engine Mount (EH-2060)	3152
D)	1 Shock Cord	2276
E)	2 Launch Lugs	2321
F)	1 1/8" Dowel	3190
G)	2 Fin Stock (BFS-40L)	3174
H)	1 24" Parachute (PK-24)	2271
I)	1 Screw Eye	2280
J)	1 Shock Cord Mount (See page 7 for pattern)	

Additional Materials

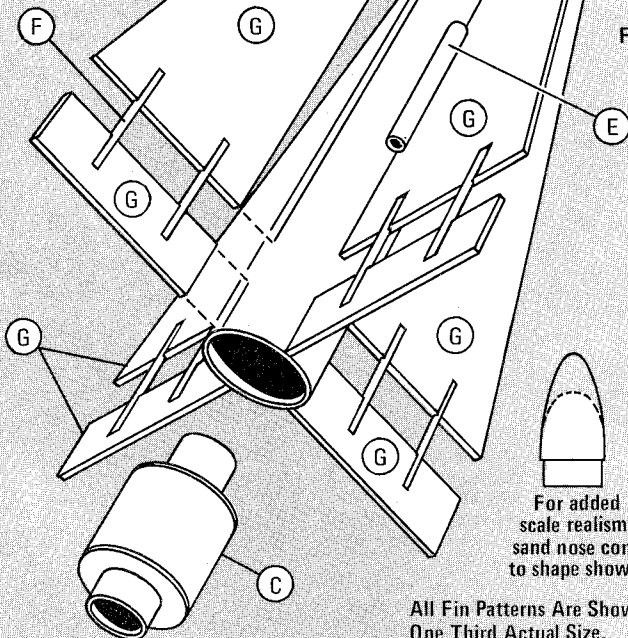
Hobby Knife, White Glue, Ruler, Sandpaper, Sanding Sealer, Enamel Paint (Spray), and a Sharp Pencil.

Recommended Engines

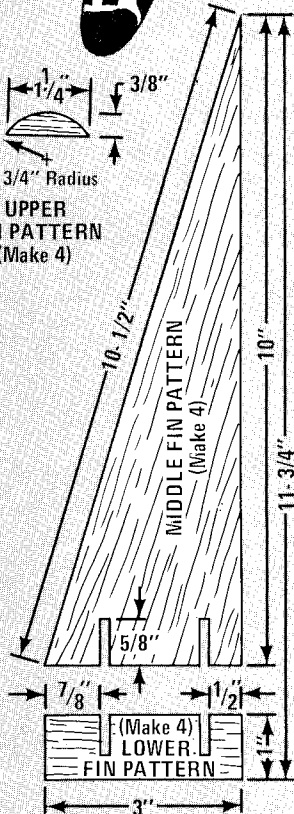
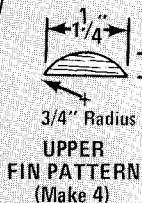
B6-4 (First Flight) C6-5

Glue engine mount flush with body tube end.

Cut Eight 2" Long Dowels.



Glue upper fins 2" from top of body tube.



For added scale realism, sand nose cone to shape shown.

All Fin Patterns Are Shown One Third Actual Size.