

SEMI-SCALE

sidewinder

HONORABLE MENTION FEBRUARY 1976

DESIGN OF THE MONTH CONTEST

By SCOTT ORMSBY Bay Village, OH

Build the SIDEWINDER with Estes High

Performance Parts and Accessories.

PARTS LIST

A)	1	Body Tube (BT-50)	3073
B)	1	Engine Mount (EH-2050)	3150
C)	1	Fin Stock (BFS-30)	32108
D)	1	18" Parachute (PK-18)	2267
E)	1	Shock Cord	2276
F)	2	Launch Lug (LL-2A)	2321
G)	1	Screw Eye	2280
H)	1	Nose Cone (BNC-50J)	8008

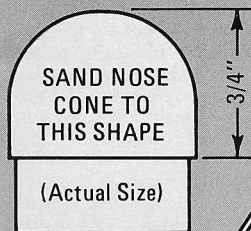
Glue
Launch Lug 2" From
Top And Aligned
With Bottom Lug.

Additional Materials Required:

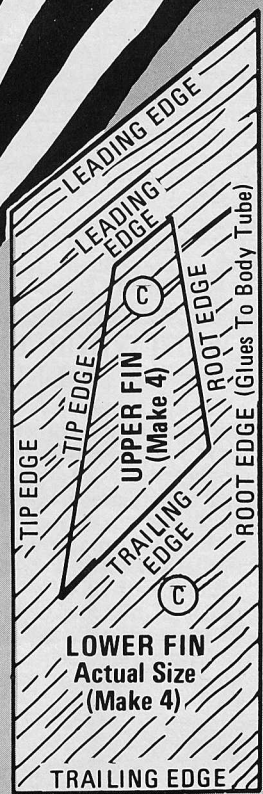
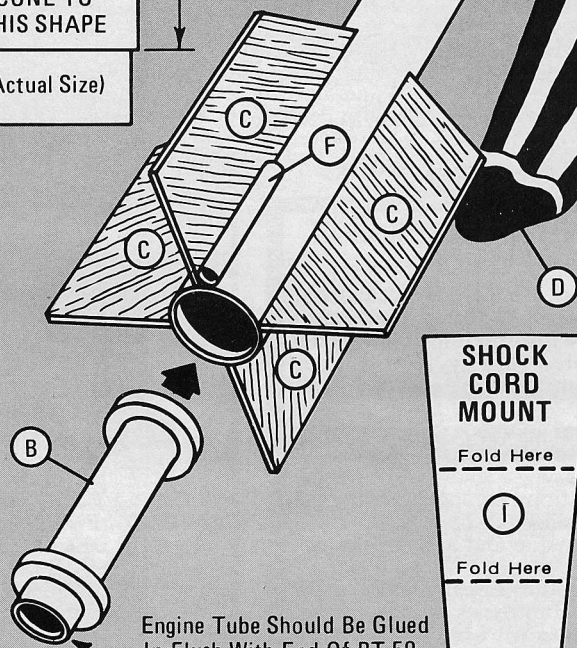
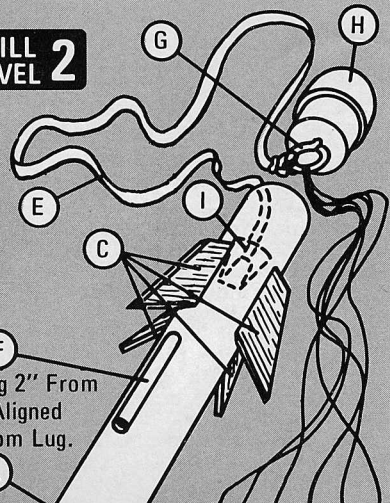
Hobby Knife, White Glue, Ruler, Sandpaper, Sanding Sealer, Enamel Paint (Spray), and a Sharp Pencil.

Recommended Engines

A8-3 B6-4 C6-5



SKILL LEVEL 2



Engine Tube Should Be Glued
In Flush With End Of BT-50
Body Tube.